



# Using a Decision Tree with a Feedback Function to Select Therapeutic Tactics for Viral Infection of the Respiratory Tract in the Medical Expert System

Alina Yurievna Maslova<sup>1,2</sup>, Artem Evgenievich Mishvelov<sup>1,2</sup>, Madina Jamarzaevna Dudusheva<sup>3</sup>, Gevorg Armenakovich Blejyants<sup>2</sup>, Sergey Viktorovich Minaev<sup>1</sup>, Evgeny Vyacheslavovich Shchetin<sup>1</sup>, Anna Arturovna Apaguni<sup>1</sup>, Elena Nikolaevna Rakitina<sup>1</sup>, Ekaterina Dmitrievna Sukhanova<sup>4</sup>, Galina Vladimirovna Ospichuk<sup>5</sup>

<sup>1</sup>Stavropol State Medical University, Stavropol, RUSSIA.

<sup>2</sup>Socmedica, Skolkovo, Moscow, RUSSIA.

<sup>3</sup>Chechen State University, Grozny, Republic of Chechnya, RUSSIA.

<sup>4</sup>North Caucasus Federal University, Stavropol, RUSSIA.

<sup>5</sup>Scientific and Practical Institute of Biotechnology in Animal Science and Veterinary Medicine, Maksimovka, REPUBLIC of MOLDOVA.

\*Corresponding Author (Tel: +79183500889, Email: [ruslankalmykov777@yandex.ru](mailto:ruslankalmykov777@yandex.ru)).

Paper ID: 13A8J

Volume 13 Issue 8

Received 05 January 2022  
Received in revised form 19 April 2022  
Accepted 05 May 2022  
Available online 14 May 2022

## Keywords:

Artificial intelligence, expert system, medical decision support system, COVID-19, viral infections; respiratory tract, doctor's appointment, electronic clinical pharmacologist, pharmacovigilance, therapy safety

## Abstract

The Electronic Clinical Pharmacologist (ECP) is a Medical Decision Support System (MDSS). This system is based on the Unified Medical Knowledge Base (UMKB), which is updated and updated as new medicines are released and specialized publications are published in peer-reviewed biomedical scientific journals. ECP helps to reduce the risks of medical errors and complications in clinical practice. When using ECP, the number of side effects from the use of medicines decreases, the patient's admission time is reduced, the quality of medical care is improved, the costs of the medical organization for the purchase of medicines are reduced, all this is carried out due to more rational prescriptions of the doctor. The ECP takes into account the personalized approach of drug therapy. Based on Stavropol State Medical University and medical universities of the North Caucasus Federal District, a questionnaire of students was conducted among students of 3-6 courses, as well as testing of the ECP application to compare treatment standards (clinical recommendations) according to the clinical recommendations of the Ministry of Health (outpatient, inpatient treatment) and self-treatment of students and their relatives. And patterns of changes in the course of treatment were also revealed when using MDSS ECP and without it.

**Disciplinary:** Medicine.

©2022 INT TRANS J ENG MANAG SCI TECH.

## Cite This Article:

Maslova, A.Y., Mishvelov, A.E., Dudusheva, M.J., Blejyants, G.A., Minaev, S.V., Shchetin, E.V., Apaguni, A.A., ... Ospichuk G.V. (2022). Using a Decision Tree with a Feedback Function to Select Therapeutic Tactics for Viral Infection of the Respiratory Tract in the Medical Expert System. *International Transaction Journal of Engineering, Management, & Applied Sciences & Technologies*, 13(8), 13A8F, 1-10. <http://TUENGR.COM/V13/13A8J.pdf> DOI: 10.14456/ITJEMAST.2022.157

# 1 Introduction

Within the framework of the global trend of building a digital world, the state of modern society is increasingly described using the concept of "digitalization". In the messages of the President of the Russian Federation Vladimir Putin to the Federal Assembly, the issues of digitalization acquire strategic importance for the country. In November 2016, the President of the Russian Federation proposed to "launch a large-scale systemic program for the development of the economy of a new technological generation - the digital economy." Since 2017, in accordance with the Decree of the President of the Russian Federation, the "Strategy for the Development of the Information Community for 2017-2030" has been implemented. The overall goal of the process of digitalization of healthcare is to provide the maximum number of residents of the country with medical services, to ensure the availability of medical care in conditions of transport disunity, the scale of the territory and the presence of settlements with different living standards [1,2]. The approach to this goal is seen in the development of digital technologies, as well as the generalization of the best practices of their implementation in various areas of clinical medicine. The article presents the result of a review of scientific publications, regulatory documentation, as well as information sources (including foreign ones). Digital healthcare tools are considered: telemedicine technologies, mobile applications, websites and information platforms of medical organizations [3-5].

# 2 Literature Review

Some authors systematized their observations and forecasts about what are the main trends that will have the greatest impact on the change in the market of medical information systems (MIS), medical expert systems (MES), and the forecast of the development of digital medicine. The authors noted that one of the main drivers and development of the market is the work of the doctor and the developers of the MIS (joint work) concerning only various aspects of the patient's health and life, as a basis. As it was noted by the team, in the field of patient relationship management, the concept of Patient Relationship Management (PRM) is already beginning to be introduced into medical practice [6,7].

Other scientists have conducted research on self-medication, which is an integral part of the healthcare system, consisting of community pharmacists who consult patients treating minor illnesses using over-the-counter medications. It was noted that medical decision-making systems can contribute to the identification (including prevention) of diseases and treatment. The working group consisted of technology and medical students, clinical pharmacists, and a pharmacist-researcher. During the development of the medical decision support system, 5 tests were conducted. As a result, the article says that the system was successfully developed and tested using a simulated flu patient, and results were obtained that helped the patient [8-11].

Scientists from North Caucasus used in their study data from electronic medical records that were collected over 18 months. The data obtained from the patient were calculated using a hybrid approach (machine learning and an expert system based on special rules were used). The obtained

indicators from patients were used in a new algorithm: computerized warnings generated by the clinical decision support system (CDS), and a method for prioritizing multi-criteria queries based on the literature. The data obtained from 10,716 individual patients (133,179 prescriptions) were used to train an algorithm based on 25 functions in the development dataset. The new medical decision support system with a hybrid algorithm has improved the accuracy and reliability of prescription checks in hospital settings and also eliminated medical errors when prescribing medications [12,13].

### **3 The Scientific Novelty of the Development**

The classifier of medical concepts (terms), which can be automatically expanded in the process of its use in clinical work, is a detailed systematized classifier of medical concepts, terms and their synonyms in Russian. It is possible to create complementarity with other classifiers of clinical terminology, including international ones (MedDRA, SNOMED), which is especially important for integration into foreign systems. The classifier allows you to formalize and index text information as much as possible during its entry into the patient's medical record. Today, the technology contains more than 2,230,000 unique concepts (terms, not counting synonyms) used in medicine. Its use will make it possible to move to a unified medical terminology and create uniform knowledge bases that can later be synchronized and combined for analysis.

Special technology for modeling medical knowledge is a hybrid technology that uses crowdsourcing and machine analysis of medical texts with the extraction of facts, this achieves a high level of accuracy of the extracted data: automatically generated data is regularly checked and supplemented by moderators manually through a crowdsourcing platform [8-11].

a) the system of modeling the medical knowledge base (certificate of state registration of the computer program No2014618583) is an automated system that uses the principles of crowdsourcing to collect medical knowledge. The system distributes tasks among experts – doctors, pharmacists and biologists, and forms a semantic network from incoming fragments of information. Information is entered into the system not only in text form in different languages but also in the form of logical connections with one or another probability. The possibility of building neural networks in the concept of fuzzy logic allows the system to combine the opinions of an unlimited number of doctors, creating a collective mind [12-15].

The system of modeling the degree of evidence and the reliability of data allows you to rank any knowledge entering the knowledge base by the source of information. In addition, the system has a tool for accounting for the reputation and authority of an expert. It is possible to store the opinions of an unlimited number of experts around one fact, as well as combine the opinions of various experts. When analyzing knowledge around a single fact, the system, using statistical analysis methods, identifies possible errors that deviate from the general opinion, then send them for moderation. In the process of clinical application, a rating of experts is formed, which is used to give an authoritative assessment of the significance of the knowledge they introduce into the

system in the future. The degree of trust and significance of an expert's opinion is directly proportional to the number of his correct answers.

b) the technology of machine analysis of medical texts with the extraction of facts. The process of machine analysis of medical texts as a whole consists of 2 stages.

- Morphological analysis of texts.
- Extraction of meaning (facts) from a medical text using medical ontologies and classifiers of medical concepts (terms).

The United Medical Knowledge Base (UMKB) is a database that combines knowledge from all fields of medicine. They are presented in the form of a semantic network, structured on the basis of medical ontologies and fuzzy logic theory. UMKB has special technologies (crowdsourcing). The expert system being developed is created based on UMKB according to the profile of differential diagnostics.

A specially developed innovative model for the representation of medical knowledge, where, unlike traditional knowledge models, lateral connections between features, principles of fuzzy logic and semantic networks are used. The presence of the module "ontology constructor" provides an opportunity to create the necessary ontologies for the formalization of knowledge in any field of medicine and biology. Thanks to this, it became possible to present complex poorly formalized medical knowledge. The model is able to describe risk factors, etiology, and the pathogenesis of the disease as accurately as possible (probability, time of manifestation and sequence of pathological signs at each stage of the disease development), methods of treatment and prevention. In the formation of pathological and compensatory mechanisms, the concept provides an opportunity to clarify a variety of conditions that affect this mechanism. For example, signs that characterize the personal characteristics of the body (gender, age, immune status, chronic diseases, etc.) [16-19]. All of this is very important for the operation of the system, in the mode of personalized and evidence-based medicine [20-26].

## 4 Method

At stage 1, studies were conducted on the basis of Stavropol State Medical University, at stage 2, students from other universities of the North Caucasus Federal District (the Republic of Dagestan, Republic of Karachay-Cherkessia, Republic of Ingushetia, Republic of Northern Ossetia-Alania) were connected. The project is being implemented by Stavropol State Medical University and the partner of JSC "Sotsmedika", the Skolkovo Innovation Center. The project was implemented based on the latest developments in the field of artificial intelligence of JSC "Sotsmedika" using an expert decision support system - "Electronic Clinical Pharmacologist". The Unified Medical Knowledge Base (UMKB) served as the platform of the system. Within the UMKB, a separate area is deployed, where knowledge in the field of pharmacology is presented in the form of a semantic network. This is more than a million concepts used in the industry and millions of connections between them. As well as intersystem connections with other sections of the UMKB, in particular, with pathological signs and factors that determine the personal characteristics of the body, etc.

Such a volume of formalized knowledge in this area was accumulated using crowdsourcing technology (an expert group of clinical pharmacologists, pharmacists and doctors of various specialties) in combination with the technology of machine analysis of medical texts. As a result, the Electronic Clinical Pharmacologist (ECP) Clinical Decision Support system - the system helps the doctor in prescribing pharmacotherapy, helps to reduce medical errors and complications in clinical practice. ECP is integrated into the medical information system of a medical institution, monitors medication prescriptions in the background and issues recommendations in the automated workplace of a doctor. There is also an ECP application on Android and iOS mobile platforms. Mobile versions of ECP were used in our study.

Nosology B 34 was chosen - a viral infection of unspecified localization.

A total of 44 people (1st and 6th-year students, as well as residents), aged from 17 to 23 years, took part in the study. 2 groups of subjects and a control group were created - this is the number of side effects that are removed by definitions.

Sampling by nosology.

The research materials were obtained during a sociological study using a questionnaire. The questionnaire included questions reflecting self-assessment by risk group, about sources of information related to the prevention of viral infections, about transmission routes, the possibility of the disease, severe consequences and demographic data (gender, age). The survey was conducted with the informed consent of students in compliance with ethical standards.

The questionnaire included questions on the clarification and course of the disease and concomitant diseases, the exclusion of COVID-19, drug therapy and risk assessment of complications of diseases using ECP and without it.

Figure 1 shows that 3 people (respondents) (7.5%) have chronic diseases of the bronchopulmonary system, and the same number (3 people) with diseases of the endocrine system, pathology of the cardiovascular system have 2 people (5%). 26 respondents were without chronic diseases.

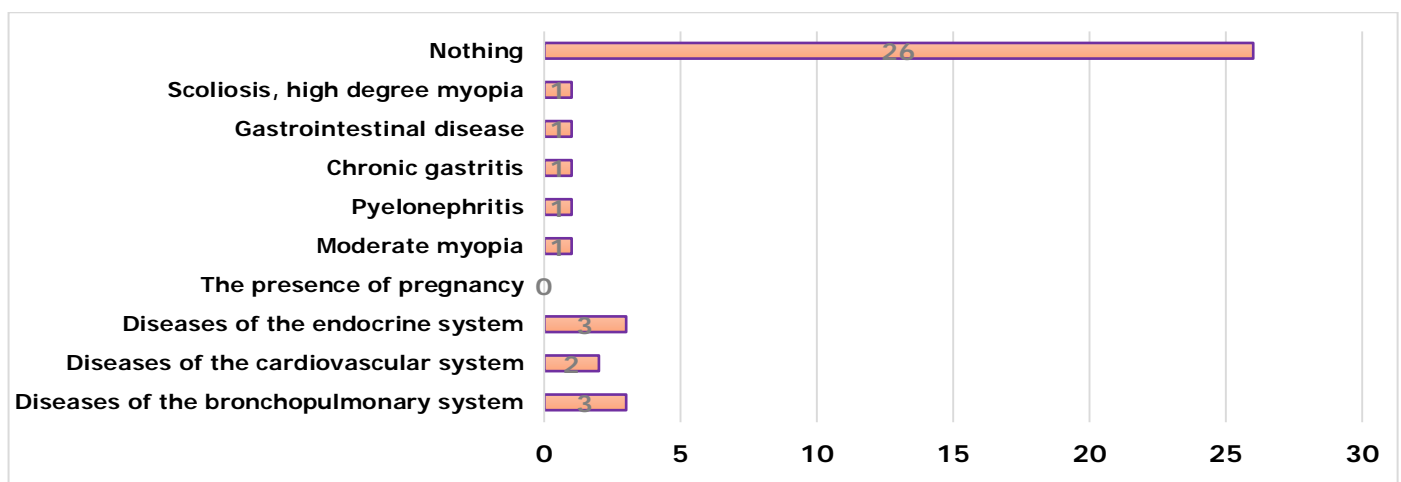


Figure 1: Distribution of chronic diseases in the anamnesis

Through the questionnaire, it was also revealed that 10 people (25%) were in contact with people diagnosed with Covid-19, and 30 people (75%) were not in contact.

During the study, it was found that 4 subjects (14.6%) out of 44 had positive PCR results for the presence of SARS-Cov-2 RNA.

## 5 Result and Discussion

MDSS ECP allows you to provide a "bridge" between the Internet search system and the doctor, as it allows you to immediately get objective information in one place. In clinical practice, the ECP system helps the doctor in prescribing pharmacotherapy and helps to reduce the occurrence of medical errors and complications. ECP is integrated into the medical information system of the medical institution, monitors drug prescriptions in the background, and also issues recommendations in the automated workplace of the doctor.

According to the results of research and testing in a scientific article [2-4, 27, 28], the scientific team of Stavropol scientists showed that drug interactions with other drugs occur most often. But when using the Medical Decision Support System, ECP was integrated into the MIS "Jupiter" of the Stavropol Diagnostic Center. The system checked the doctor's prescriptions in the background and issued advisory opinions on the correction of pharmacotherapy, taking into account the individual characteristics of the patient. The use of ECP has made it possible to increase the effectiveness of detecting errors in prescribing medications for the following pathologies: IHD (up to 90%), pyelonephritis (up to 87%) and psoriatic arthritis (up to 90%) [29-31].

Another scientific article tells about patients with influenza and SARS infections combined with COVID-19, but having different clinical courses and outcomes. The researchers developed and tested a special machine learning algorithm to distinguish between two viral infections using the available vital signs and demographic data set found in the hospital (emergency department) - 3883 patients who had confirmed diagnoses of influenza A/B, COVID-19 or negative laboratory test results. Prognostic models were externally tested in 15,697 meetings with 3,125 patients available in the TrinetX database, which contains patient-level data from various medical organizations. The study confirms the potential of using machine learning (Artificial Intelligence) models to accurately distinguish between two viral infections [32].

And scientists from Stavropol State Medical University have developed new algorithms based on artificial intelligence to find combinations of genes responsible for certain diseases, in addition, the article talks about the developed system for predicting risks, including coronavirus, and determining the best way to treat various diseases. A new approach is proposed for predicting nosological diagnoses by intelligent analysis of the totality of results used in laboratory diagnostics of specific patients. The scientific article says that the study showed the fundamental possibility of using machine learning methods for data analysis using a common sample, subsequently divided into training and test, where diseases were included in 4 nosologies: D50 (iron deficiency anemia),

E11 (insulin-dependent diabetes mellitus), E74 (other disorders of carbohydrate metabolism), E78 (disorders lipoprotein metabolism and other lipidemia) [33,34].

#### Application of the Medical Decision support system ECP

According to the results of the survey, we found that the test users of the MS ECP application mainly made the following suggestions for correcting treatment using MDSS ECP:

1. Correction of antibiotic therapy
2. Individual approach
3. Rational treatment

Only 27.9% of users used ECP recommendations.

It is worth mentioning in more detail about the wishes of users (subjects) concerning individual antibiotic therapy (which spectrum of antibiotics should be used in the treatment of both COVID-19 and individual diseases), an individual approach to the selection of treatment, the production of more affordable and more pronounced therapeutic effect of medicines [35]. During the survey, we analyzed that the majority of respondents were treated with arbidol, but other drugs were also prescribed: Dostinex, bergolac, amoxiclav, etc.

Respondents used rimantadine (3%), brustan, vitamin C, ingavirin and other pharmacological drugs for self-treatment.

Comparative performance indicators of the ECP system in two groups (when prescribing a doctor and self-medication) are shown in Table 1.

**Table 1:** General characteristics of the purpose and efficiency of the ESP system in two groups.

Performance indicator	1st group (with ECP support)	2nd group (without ECP support)	Total
total number of identified drug interactions	30	14	44
- of them with chronic diseases	14	14	28
the total number of identified limitations to use related to diagnosis and age	18	24	42
total number of identified duplicate combinations	28	30	58
the total number of warnings that allowed the user to correct the therapy in a timely manner	68	0	68
the total number of errors in the appointment/development of side effects or complications of therapy	37	50	87
- of these assignment errors identified by the ESP system	1	33	34

As we can see from the first rows of the table, the two groups were comparable in the number of irrational assignments. However, the total number of therapy errors and complications of the condition was much more common in the second group.

In the second group, without the use of ECP (self-medication or doctor's appointment), side effects, complications of therapy, irrational combinations, polypragmasia, drug interactions were noted in 67% of cases. The respondents in this study had dizziness and shortness of breath.

The study revealed that women used the ECP application the most (70%). Men were less active, as they spend less time using applications, possibly due to the complexity of use. In the future, it is planned to improve the interface and functionality of the ECP application, taking into account the wishes of users (test subjects).

Due to the fact that clinical and methodological recommendations are updated quite often, doctors do not keep up with the release of updates of clinical recommendations of the Ministry of Health of the Russian Federation. But in our ECP medical decision support system (including in the mobile application), all updates of clinical and methodological recommendations from the Ministry of Health of the Russian Federation are taken into account [36]. In our study, it can be seen that the subjects - students of medical universities used the clinical recommendations in the ECP application.

The COVID-19 pandemic has led to changes and frequent chronic diseases of the respiratory system [37,38]. In the study, we showed that respondents in 1st place had chronic diseases of the bronchopulmonary system (7.5%), the endocrine system (7.5%) and in 3rd place was diseases of the cardiovascular system (5%).

Out of 44 respondents, 27 people were self-medicating using the Electronic Clinical Pharmacologist application, and 13 respondents – were treated under the supervision of a doctor.

## 6 Conclusion

As it was written above, the ESP system helps the user (in our case, medical students) in prescribing pharmacotherapy, and helps to reduce the occurrence of medical errors and complications in clinical practice. MDSS ECP allows you to provide a "bridge" between the Internet search system and the doctor, as it allows you to immediately get objective information in one place. The system also takes into account the user's personalization based on medical history, gender, age, BMI, etc. indicators.

## 7 Availability of Data and Material

Data can be made available by contacting the corresponding author.

## 8 Acknowledgement

The work was carried out using the Center for Collective Use of the North Caucasus Federal University.

## 9 References

- [1] Suleymanov TA, Kosinkova AM, Mishvelov AE, Povetkin SN, Simonov AN, Ziruk IV. Overview of the Holodoctor Software Package. *Pharmacophore*, 2020;11(2):65-72.
- [2] Hight G Ya, Mishvelov AE, Nuzhnaya CV, et al. New Image Modeling Features For Planning Surgical Interventions. *Research Journal of Pharmaceutical, Biological and Chemical Sciences*, 2019; 10 (1):140-143
- [3] Nuzhnaya KV, Mishvelov AE, Osadchiy SS, Tsoma MV, Rodin IA, Nagdalian AA. et al. Computer simulation and navigation in surgical operations. *Pharmacophore*. 2019;10(4):46-52.
- [4] Hite GJ, Mishvelov AE, Melchenko EA, Vlasov AA, Anfinogenova OI, Nuzhnaya CV, et al. Holodoctor Planning Software Real-Time Surgical Intervention. *Pharmacophore*. 2019;10(3):57-60
- [5] Orsaeva AT, Tamrieva LA, Mischvelov AE, Osadchiy SS, Osipchuk GV, Povetkin SN, Simonov AN. Digital Clinic "Smart Ward". *Pharmacophore*, 2020; 11(1):142-146
- [6] Cabrera IA, Pike TC, McKittrick JM, Meyers MA, Rao RR, Lin AY. Digital healthcare technologies: Modern tools to transform prosthetic care. *Expert Rev Med Devices*. 2021;18(sup1):129-144. DOI: 10.1080/17434440.2021.1991309




- [7] Raevskaya AI, Belyalova AA, Shevchenko PP, Karpov S.M., Mishvelov A.E., Simonov A. N., Povetkin S.N. Cognitive Impairments in a Range of Somatic Diseases. *Diagnostics, Modern Approach to Therapy*". *Pharmacophore*, 2020;11(1):136-141.
- [8] Tovlahanova TJH et al. Study of the Effect of the Image Scanning Speed and the Type of Conductive Coating on the Quality of Sem-Micrographs of Oxide Nano Materials for Medical Use. *Ann Med Health Sci Res*. 2021;11:S3:60-64.
- [9] Rubin DT, Krugliak Cleveland N. Using a Treat-to-Target Management Strategy to Improve the Doctor-Patient Relationship in Inflammatory Bowel Disease. *Am J Gastroenterol*. 2015;110(9):1252-6. DOI: 10.1038/ajg.2015.86.
- [10] Pimentel PAB, Oliveira CSF, Horta RS. Epidemiological study of canine transmissible venereal tumor (CTVT) in Brazil, 2000-2020. *Prev Vet Med*. 2021;197:105526. DOI: 10.1016/j.prevetmed.2021.105526
- [11] Mallmann MB, Tomasi YT, Boing AF. Neonatal screening tests in Brazil: prevalence rates and regional and socioeconomic inequalities. *J Pediatr (Rio J)*. 2020;96(4):487-494. DOI: 10.1016/j.jpmed.2019.02.008
- [12] Magomedova, AS, Sheripovna, DK, Kunkueva, SA, Muskhanov, MI., Ibragimov, AK, Khazamova, SO., Matveeva, UV, Mishvelov, AE, Albegova, BZ, and Povetkin, SN. Application of a Simulation System Using Augmented Reality to Practice the Skills of Minimally Invasive Spine Surgery, *Journal of Pharmaceutical Research International*, 2021;33(42A):66-73. DOI: 10.9734/jpri/2021/v33i42A32385.
- [13] Mezhidov, B, Belyaeva, A, Bimarzaev, S-M, Mishvelov, AE, et al. Prospects for Creating 3D Models of Internal Organs Based on Computer and Magnetic Resonance Imaging Images in Emergency Surgery and Resuscitation. *Pharmacophore*, 2021; 12(1),8-14.
- [14] Remizova AA, Sakaeva ZU, Dzgoeva ZG, Rayushkin II, Tingaeva YI, Povetkin SN, Mishvelov AE. The role of oral hygiene in the effectiveness of prosthetics on dental implants. *Ann. Dent. Spec*. 2021;9(1):39-46. 2021; 9. 39-46. 10.51847/HuTuWdD0mB.
- [15] Armstrong AW, Patil D, Levi E, McGuinness CB, Wang X, Wang Y, Chen CC, Nguyen E, Yamauchi PS. Real-world satisfaction with Secukinumab in clearing the skin of patients with plaque psoriasis through 24 months of follow-up: results from US dermatology electronic medical records. *Dermatology and therapy*. 2021;11(5):1733-49. DOI: 10.1007/s13555-021-00599-5
- [16] Kubanov, S. I. , Savina, S. V. , Nuzhnaya, C. V. , Mishvelov, A. E. , Tsoroeva, M. B. , Litvinov M.S. and et al.. Development of 3d bioprinting technology using modified natural and synthetic hydrogels for engineering construction of organs, *Int. j. pharm. phytopharm. Res.*, 2019; 9(5), 37-42
- [17] Shchetinin EV, Sirak SV, Rubnikovich SP, Kochkarova ZM, Andreev AA. et al. Morphometric parameters of reparative regeneration of the bone tissue in terms of medicinal phonophoresis with hydrocortisone and hyaluronic acid. *Medical News of North Caucasus*. 2019;14(4):660-663. DOI: 10.14300/mnnc.2019.14163
- [18] Ayivi R, Ibrahim SA, Colleran H, Silva R, Williams L, Galanakis C, Fidan H, Tomovska J, Siddiqui SA. COVID-19: human immune response and the influence of food ingredients and active compounds. *Bioactive Compounds in Health and Disease*. 2021 Jun 29;4(6):100-48. DOI: 10.31989/bchd.v4i6.802
- [19] Jakaite L, Schetinin V, Hladuvka J, Minaev S, Ambia A, et al. Deep learning for early detection of pathological changes in x-ray bone microstructures: case of osteoarthritis. *Scientific Reports*. 2021;11(1):e2294. DOI: 10.1038/s41598-021-81786-4
- [20] Gvozdenko AA, Blinov AV, Yasnaya MA, Golik AB, Raffa VV, Kramarenko VN, Maglakelidze DG, Shevchenko IM. Computer quantum-chemical simulation of multicomponent SiO<sub>2</sub>-MexO<sub>y</sub> systems. *Physical and chemical aspects of the study of clusters nanostructures and nanomaterials*. 2020; 12: 394-404.
- [21] Siddiqui SA, Ali Redha A, Snoeck ER, Singh S, Simal-Gandara J, Ibrahim SA, Jafari SM. Anti-Depressant Properties of Crocin Molecules in Saffron. *Molecules*. 2022;27(7):2076. <https://DOI.org/10.3390/molecules27072076>
- [22] Siddiqui, S.A., Ahmad, A. Implementation of Newton's Algorithm Using FORTRAN. *SN COMPUT. SCI*. 1, 348 (2020). <https://DOI.org/10.1007/s42979-020-00360-3>.

- [23] Profeta A, Siddiqui SA, Smetana S, Hossaini SM, Heinz V, Kircher C. The impact of Corona pandemic on consumer's food consumption: Vulnerability of households with children and income losses and change in sustainable consumption behavior. *J Verbrauch Lebensm.* 2021;16(4):305-14. DOI: 10.1007/s00003-021-01341-1
- [24] Borziak K, Parvanova I, Finkelstein J. Introducing a Platform for Integrating and Sharing Stem Cell Research Data. *Stud Health Technol Inform.* 2021;281:387-391. DOI: 10.3233/SHTI210186.
- [25] Siddiqui S. A., Ahmad A., Siddiqui A. A. and Chaturvedi P. Stability Analysis of a Cantilever Structure using ANSYS and MATLAB. 2nd International Conference on Intelligent Engineering and Management (ICIEM), 2021, 7-12, DOI: 10.1109/ICIEM51511.2021.9445357.
- [26] Weinzierl MA, Maldonado R, Harabagiu SM. The impact of learning Unified Medical Language System knowledge embeddings in relation extraction from biomedical texts. *J Am Med Inform Assoc.* 2020;27(10):1556-1567. DOI: 10.1093/jamia/ocaa205.
- [27] Minaev S, Gerasimenko, I, Shchetinin E, Schetinin, V, Grigorova A, Mishvelov A, & Nuzhnaya K, Rubanova M.. 3D reconstruction in surgery of hydatid cyst of the liver. *Medical News of the North Caucasus.* 2019;14. 10.14300/mnnc.2019.14019
- [28] Maslova AY, Bazaeva KL, Abdullaeva ZA., Khazamova SO, Zeusheva KA, Grechkina, TA, Semkina, EN, Abramov MA., Mishvelov AE, and Povetkin SN. Astrocytes and their Phenomenal Possibilities in the Treatment of Various Neurodegenerative Disorders: An Overview. *Journal of Pharmaceutical Research International*, 2021;33(33A):60-8. DOI: 10.9734/jpri/2021/v33i33A31772
- [29] Golubeva MV, Rakitina EN, Minaev SV, Kirgizov IV, Obedin AN. Predictive role of bactericidal/permeability-increasing protein and C-reactive protein in a personalized approach to the treatment of children with acute pneumonia. *Medical News of North Caucasus.* 2021;16(2):144-8. DOI: 10.14300/mnnc.2021.16032
- [30] Selitsky S, Selitskaya N, Schult J. Machine learning approach to classification of sleep electroencephalograms from newborns at risk of brain pathologies. *Medical News of North Caucasus.* 2021;16(2):140-3. DOI: 10.14300/mnnc.2021.16031
- [31] Rzhepakovsky I, Anusha Siddiqui S, Avanesyan S, Benlidayi M, Dhingra K, Dolgalev A, Erukashvily N, Fritsch T, Heinz V, Kochergin S, Nagdalian A, Sizonenko M, Timchenko L, Vukovic M, Piskov S, Grimm WD. Anti-arthritic effect of chicken embryo tissue hydrolyzate against adjuvant arthritis in rats (X-ray microtomographic and histopathological analysis). *Food Sci Nutr.*, 2021;9(10):5648-5669. DOI: 10.1002/fsn3.2529
- [32] Maslova AY, Tskaeva AA, Ashurova ZA, Abazova A, Ismailov MM, Ismailova MM, Baklanov IS, Mishvelov AE, Povetkin SN, Baklanova OA. Study of the effect of Baricitinib on the Course of COVID-19. *Journal of Pharmaceutical Research International.* 2021;33(35A):204-13. DOI: 10.9734/jpri/2021/v33i35A31890
- [33] Mishvelov A E, Ibragimov A K, Amaliev I T, Esuev A A, Remizov O V, Dzyuba M A, et al. Computer-Assisted Surgery: Virtual- and Augmented-Reality Displays for Navigation During Planning and Performing Surgery on Large Joints. *Pharmacophore.* 2021;12(2):32-8. <https://DOI.org/10.51847/50jmUfdufl>. 10.51847/50jmUfdufl
- [34] Yusupova MI, Mantikova KA, Kodzokova MA, Mishvelov AE, Paschenko AI, Ashurova ZA, Slanova RH, Povetkin SN. Study Of The Possibilities Of Using Augmented Reality In Dentistry. *Ann. Dent. Spec.* 2021;9(2):17-21. 10.51847/BG1ZAzqXRc.
- [35] Rauf A, Abu-Izneid T, Olatunde A, Ahmed Khalil A, Alhumaydhi FA, Tufail T, Shariati MA, Rebezov M, Almarhoon ZM, Mabkhot YN, Alsayari A, Rengasamy KRR. COVID-19 Pandemic: Epidemiology, Etiology, Conventional and Non-Conventional Therapies. *International Journal of Environmental Research and Public Health.* 2020;17(21):8155. DOI: 10.3390/ijerph17218155
- [36] Bledzhyants GA, Mishvelov AE, Nuzhnaya KV, Anfinogenova OI, Isakova JA, Melkonyan RS. The Effectiveness of the medical decision-making support system “electronic clinical pharmacologist” in the management of patient’s therapeutic profile. *Pharmacophore.* 2019;10:76-81.

[37] Boraeva TT, Tsvetkova LN. Prevalence and risk factors for the formation of inflammatory diseases of the upper digestive tract in children in RNO-Alania. *Questions of Children's Dietetics*. 2008;6(3):58-63.

[38] Boraeva TT, Vadaeva MA, Matveeva UV, Revazova AB, Albegova BZ, Kanukoeva DT, Mishvelov AE, and Povetkin SN. Dynamics of Diseases of the Upper Digestive Tract in Children. *Journal of Pharmaceutical Research International*, 2021;33(38B), 48-57. DOI: 10.9734/jpri/2021/v33i38B32098


---



**Alina Yurievna Maslova**, junior researcher at the Pharmacological Laboratory of Stavropol State Medical University, Stavropol, Russia. Medical Expert, Socmedica, Skolkovo, Moscow, Russia.



**Artem Evgenievich Mishvelov**, junior researcher at the 3D Technology Laboratory of Stavropol State Medical University, Stavropol, Russia. Head of Project Activities in the North Caucasus Federal District, Socmedica, Skolkovo, Moscow, Russia



**Madina Jamarzaevna Dudusheva**, Student of the Medical Institute of the Chechen State University, Grozny, Republic of Chechnya, Russia




**Gevorg Armenakovich Bledzhyants**, General Director of JSC Socmedica Innovation Center Skolkovo, Moscow, Russia; Researcher at the Bakulev Center for Cardiovascular Surgery, Moscow, Russia



**Sergey Viktorovich Minaev**, Professor, Doctor of Medical Sciences, Stavropol State Medical University, Stavropol, Russia.



**Evgeny Vyacheslavovich Shchetinin**, Vice-Rector for Science and Innovation, Stavropol State Medical University, Stavropol, Russia.




**Anna Arturovna Apaguni**, student of Stavropol State Medical University, Stavropol, Russia.



**Elena Nikolaevna Rakitina**, student of Stavropol State Medical University, Stavropol, Russia; Anesthesiologist-resuscitator of the Regional Children's Clinical Hospital, Stavropol, Russia



**Ekaterina Dmitrievna Sukhanova**, student, Department of Food Technology and Engineering, North Caucasus Federal University, Stavropol, Russia



**Galina Vladimirovna Ospichuk**, Dr., Scientific Researcher of Laboratory of Reproduction and Embryo Transplantation, Scientific and Practical Institute of Biotechnology in Animal Science and Veterinary Medicine, Maksimovka, Moldova

---